

Oklahoma Department of Wildlife Conservation  
**Hatchery Pond Production**

**HACCP Step 1 – Activity Description**

<b>Activity Description</b>	
Facility: Byron SFH, Durant SFH, Holdenville SFH, JA Manning SFH	Site: Same
Project Coordinator: Steven Spade	Activity: Pond Production of Fish
Site Manager: Hatchery Managers	
Address: RR 1, Box 535 Byron, Oklahoma 73722	
Phone: 580 474-2663	

<b>Project Description</b> i.e. Who; What; Where; When; How; Why
<p>The staffs of the four hatcheries of Byron, Durant, Holdenville, and Manning produce 4-5 million fish in hatchery ponds per year. These fish are used for the stocking of private and public waters in Oklahoma as well as for fish trades with several other states. This HACCP is to cover the production of clean and healthy fish in hatchery ponds.</p>

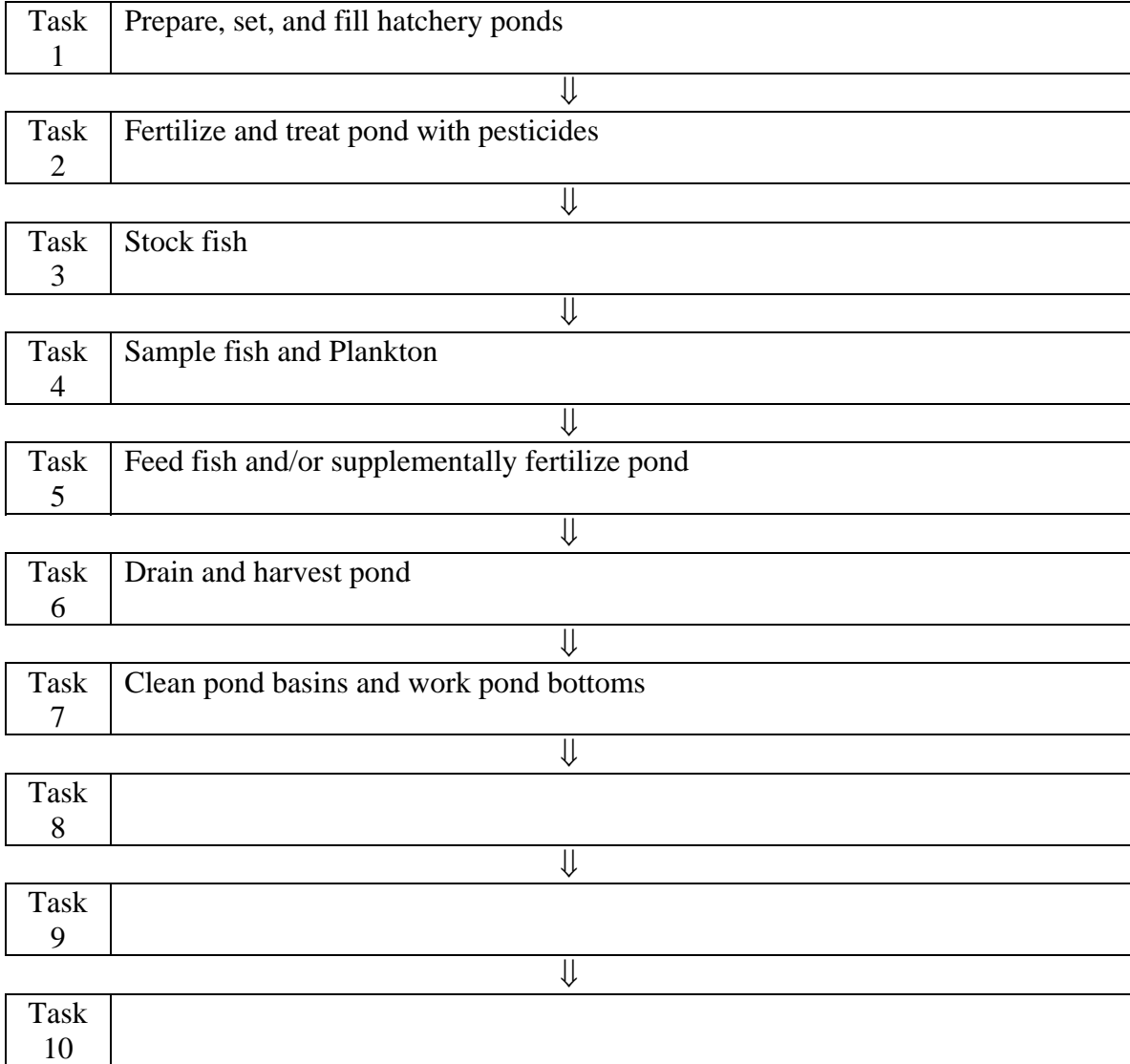
**HACCP Step 2 – Identify Potential Hazards**

(to be transferred to column 2 of HACCP Step 4 – Hazard Analysis Worksheet)

<b>Hazards: Species Which May Potentially Be Moved/Introduced</b>
<b>Vertebrates:</b> Asian Carp, Inland silversides, White Perch, Non-target fish and amphibian species
<b>Invertebrates:</b> Spiny water fleas, Zebra Mussels, Asiatic Clams, Non-target invertebrates
<b>Plants:</b> all aquatic plant material
<b>Other Biologics (e.g. disease, pathogen, parasite):</b> Golden Alga, LMBV, other parasites and diseases
<b>Others (e.g. construction materials, etc.):</b>

**HACCP Step 3 – Flow Diagram**

Flow Diagram Outlining Sequential Tasks to Complete Activity/Project  
Described in HACCP Step 1 – Activity Description



**HACCP Step 4 - Hazard Analysis Worksheet**

1 Tasks (from HACCP Step 3 - Flow Diagram)	2 Potential hazards identified in HACCP Step 2	3 Are any potential hazards probable? (yes/no)	4 Justify evaluation for column 3	5 What control measures can be applied to prevent undesirable results?	6 Is this task a critical control point? (yes/no)
--	---	---	--------------------------------------	---	--

Task 1  Prepare, set, and fill hatchery ponds	<u>Vertebrates</u> Inland silversides, White Perch, Non-target fish and amphibian species	Yes	Could come in from water supply	Use filter socks to trap these species, clean harvest basins if applicable.	Yes
	<u>Invertebrates</u> Spiny water fleas, Zebra Mussels, Asiatic Clams, Non-target invertebrates	Yes	Could come in from water supply	Filter water, Clean internal harvest basins	
	<u>Plants</u> all aquatic plant material	Yes	Could come in from water supply or be in pond bottoms	Filter water, work pond bottoms.	
	<u>Others</u> Golden Alga, LMBV, other parasites and diseases	Yes		Check source of water and if hazzard is present treat the water if applicable.	

Task 2  Fertilize and treat pond with pesticides	<u>Vertebrates</u>	No	not in this step		No
	<u>Invertebrates</u>	No	Same		
	<u>Plants</u>	No	Same		
	<u>Others</u>	No			

**HACCP Step 4 - Hazard Analysis Worksheet**

1 Tasks (from HACCP Step 3 - Flow Diagram)	2 Potential hazards identified in HACCP Step 2	3 Are any potential hazards probable? (yes/no)	4 Justify evaluation for column 3	5 What control measures can be applied to prevent undesirable results?	6 Is this task a critical control point? (yes/no)
--	---	---	--------------------------------------	---	--

Task 3  Stock fish	<u>Vertebrates</u> Asian Carp, Inland silversides, White Perch, Non-target fish and amphibian species	Yes	Could be present with fish being stocked	Check fish prior to stocking, remove hazzards and non-target species	Yes
	<u>Invertebrates</u> Spiny water fleas, Zebra Mussels, Asiatic Clams, Non-target invertebrates	Yes	Could be present with fish being Stocked	Check source of fish and fish prior to stocking, if suspect don't stock.	
	<u>Plants</u> all aquatic plant material	Yes	Same	remove plant material prior to stocking	
	<u>Others</u> Golden Alga, LMBV, other parasites and diseases	Yes		Sample source of fish and fish if hazzard is found quarentine until fish and hauling water is treated.	

Task 4  Sample fish and Plankton	<u>Vertebrates</u> Asian Carp, Inland silversides, White Perch, Non-target fish and amphibian species	Yes	Could be transfered from one pond to another in sample nets	Remove all vertebrates prior to going to the next pond	No
	<u>Invertebrates</u> Spiny water fleas, Zebra Mussels, Asiatic Clams, Non-target invertebrates	Yes	Could be present in sampling gear and waders	check net wor visible vertebrates. shake water of sampling gear.	
	<u>Plants</u> all aquatic plant material	Yes	Same	Remove vegetation from sampling gear.	
	<u>Others</u>	No			

**HACCP Step 4 - Hazard Analysis Worksheet**

1 Tasks (from HACCP Step 3 - Flow Diagram)	2 Potential hazards identified in HACCP Step 2	3 Are any potential hazards probable? (yes/no)	4 Justify evaluation for column 3	5 What control measures can be applied to prevent undesirable results?	6 Is this task a critical control point? (yes/no)
Task 5  Feed fish and/or supplementally fertilize pond	<u>Vertebrates</u>	No	No risk in this step		No
	<u>Invertebrates</u>	No	Same		
	<u>Plants</u>	No	Same		
	<u>Others</u>	No			
Task 6  Drain and harvest pond	<u>Vertebrates</u> Non-target fish and amphibian species	Yes	Could be missed in previous steps	Visually inspect and remove	Yes
	<u>Invertebrates</u> Spiny water fleas, Zebra Mussels, Asiatic Clams, Non-target invertebrates	Yes	Same	sample, visually inspect and remove	
	<u>Plants</u> all aquatic plant material	Yes	Same	visually inspect and remove	
	<u>Others</u> Golden Alga, LMBV, other parasites and diseases	Yes		sample, inspect and treat if present prior to shipping fish.	

**HACCP Step 4 - Hazard Analysis Worksheet**

1 Tasks (from HACCP Step 3 - Flow Diagram)	2 Potential hazards identified in HACCP Step 2	3 Are any potential hazards probable? (yes/no)	4 Justify evaluation for column 3	5 What control measures can be applied to prevent undesirable results?	6 Is this task a critical control point? (yes/no)
--	---	---	--------------------------------------	---	--

Task 7  Clean pond basins and work pond bottoms	<u>Vertebrates</u>	No	not present at this stage		No
	<u>Invertebrates</u>	No	Same		
	<u>Plants</u>	No	Same		
	<u>Others</u>	No			

Task 8	<u>Vertebrates</u>				
	<u>Invertebrates</u>				
	<u>Plants</u>				
	<u>Others</u>				

**HACCP Step 5 – HACCP Plan Form**

Critical Control Point (CCP)	Significant Hazard(s)	Limits for each Control Measure	Monitoring				Evaluation & Corrective Action(s) (if needed)	Supporting Documentation (if any)
			What	How	Frequency	Who		
Task 1	Non-target fish and amphibian species, Asiatic Clams, Non-target invertebrates, all aquatic plant material,	Zero Tolerance	Presence	Visual	Once	Hatchery Manager	Filter water and treat pond	Complete pond records and follow established procedures for treatment.
Task 3	Non-target fish and amphibian species, Spiny water fleas, Non-target invertebrates, all aquatic plant material, Golden Alga	Acceptable levels as determine by destination of fish or zero tolerance.	Fish and transport water	Visually inspect and treat water	once	Hatchery Manager	removal or acceptable levels of treatment	Complete pond records and use sources for ID of non-visible species
Task 6	Non-target fish and amphibian species, Non-target invertebrates, all aquatic plant material, Golden Alga, LMBV, other parasites and diseases	Acceptable levels as determine by destination of fish or zero tolerance.	Fish and pond water	Visually inspect and sample water	once	Hatchery Manager	removal or acceptable levels of treatment	Complete pond records and use sources for ID of non-visible species
<b>Facility:</b> Byron SFH, Durant SFH, Holdenville SFH, JA Manning SFH						<b>Activity:</b> Pond Production of Fish		
<b>Address:</b> RR 1, Box 535 Byron, Oklahoma 73722								
<b>Signature:</b>  <b>HACCP Plan was followed.</b>						<b>Date:</b>		

Oklahoma Department of Wildlife Conservation

**Fish transport**

**HACCP Step 1 – Activity Description**

<b>Activity Description</b>	
Facility: Byron SFH	Site: ODWC Hatcheries and state waters
Project Coordinator: Steven Spade	Activity: Fish Transport
Site Manager: Hatchery Managers	
Address: RR 1 Box 535 Byron, OK 73722	
Phone: 580 474-2663	

<b>Project Description</b> i.e. Who; What; Where; When; How; Why
<p>This HACCP is to cover transporting of fish from state fish hatcheries to designated stocking sites as well as the transport of fish from collections sites to the hatcheries. Some fish will be picked up at other locations (for example National Fish Hatcheries) and also stocked at designated waters in Oklahoma. The purpose is to create and maintain fish populations in Oklahoma. These activities will occur throughout the year as different species are stocked at different dates.</p>

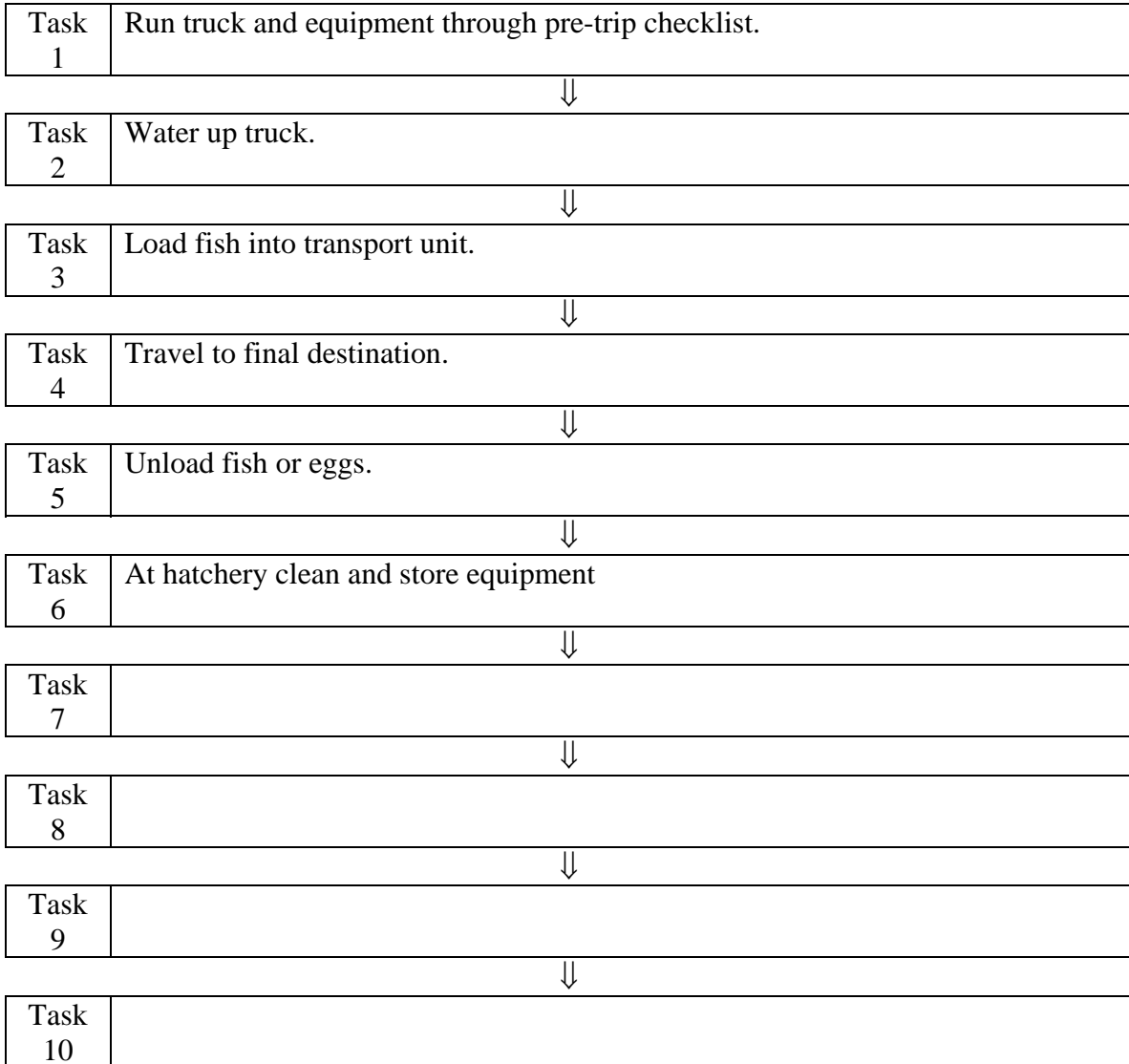
**HACCP Step 2 – Identify Potential Hazards**

(to be transferred to column 2 of HACCP Step 4 – Hazard Analysis Worksheet)

<b>Hazards: Species Which May Potentially Be Moved/Introduced</b>
<b>Vertebrates:</b> Asian Carp, Inland Silversides, White Perch, Other Fish and Amphibian Species not found at Final Destination
<b>Invertebrates:</b> Spiny Water Fleas, Zebra Mussels, Asiatic Clams, Non-native Crayfish
<b>Plants:</b> Eurasian Water Milfoil, Alligator Weed, Parrotfeather, Hydrilla, Purple loosestrife, Salvinia, Water Clover, Water Lettuce, Water Hyacinth
<b>Other Biologics (e.g. disease, pathogen, parasite):</b> Golden Alga, LMBV, Enteric Redmouth, Furunculosis
<b>Others (e.g. construction materials, etc.):</b>

**HACCP Step 3 – Flow Diagram**

Flow Diagram Outlining Sequential Tasks to Complete Activity/Project  
Described in HACCP Step 1 – Activity Description



### HACCP Step 4 - Hazard Analysis Worksheet

1 Tasks (from HACCP Step 3 - Flow Diagram)	2 Potential hazards identified in HACCP Step 2	3 Are any potential hazards probable? (yes/no)	4 Justify evaluation for column 3	5 What control measures can be applied to prevent undesirable results?	6 Is this task a critical control point? (yes/no)
Task 1  Run truck and equipment through pre-trip checklist.	<u>Vertebrates</u>	No	Truck and equipment was washed and sterilized after last use.		No
	<u>Invertebrates</u>	No	Same		
	<u>Plants</u>	No	Same		
	<u>Others</u>	No	Same		
Task 2  Water up truck.	<u>Vertebrates</u> Asian Carp, Inland Silversides, White Perch, Other Fish and Amphibian Species not found at Final Destination	Yes	Source of water could contain the hazards listed.	Filter water used to fill truck or use well water.	No
	<u>Invertebrates</u> Spiny Water Fleas, Zebra Mussels, Asiatic Clams, Non-native Crayfish	Yes	Same	Filter water, treat water for species that could possibly go through filter material.	
	<u>Plants</u> Eurasian Water Milfoil, Alligator Weed, Parrotfeather, Hydrilla, Purple loosestrife, Salvinia, Water Clover, Water Lettuce, Water Hyacinth	Yes	Same	Visually inspect or filter water.	
	<u>Others</u> Golden Alga, LMBV, Enteric Redmouth, Furunculosis	Yes	Same	Use well water if potentially present in watershed.	

### HACCP Step 4 - Hazard Analysis Worksheet

1 Tasks (from HACCP Step 3 - Flow Diagram)	2 Potential hazards identified in HACCP Step 2	3 Are any potential hazards probable? (yes/no)	4 Justify evaluation for column 3	5 What control measures can be applied to prevent undesirable results?	6 Is this task a critical control point? (yes/no)
--	---	--	---	--	--

Task 3  Load fish or fish eggs into transport unit.	<u>Vertebrates</u> Asian Carp, Inland Silversides, White Perch, Other Fish and Amphibian Species not found at Final Destination	Yes	Fish could be miss identified and amphibians could be accidently loaded with fish.	Visually inspect and remove.	Yes
	<u>Invertebrates</u> Spiny Water Fleas, Zebra Mussels, Asiatic Clams, Non-native Crayfish	Yes	Could be loaded with fish.	Visually inspect and remove or if tiny let water drain out of net before transferring fish to unit.	
	<u>Plants</u> Eurasian Water Milfoil, Alligator Weed, Parrotfeather, Hydrilla, Purple loosestrife, Salvinia, Water Clover, Water Lettuce, Water Hyacinth	Yes	Could be loaded with fish.	Visually inspect and remove.	
	<u>Others</u> Golden Alga, LMBV, Enteric Redmouth, Furunculosis	Yes		Check fish for diseases and let water drain from net before transferring fish to unit.	

Task 4  Travel to final destination.	<u>Vertebrates</u> Asian Carp, Inland Silversides, White Perch, Other Fish and Amphibian Species not found at Final Destination	No	No chance for contamination in this task.		No
	<u>Invertebrates</u> Spiny Water Fleas, Zebra Mussels, Asiatic Clams, Non-native Crayfish	No	Same		
	<u>Plants</u> Eurasian Water Milfoil, Alligator Weed, Parrotfeather, Hydrilla, Purple loosestrife, Salvinia, Water Clover, Water Lettuce, Water Hyacinth	No	Same		
	<u>Others</u> Golden Alga, LMBV, Enteric Redmouth, Furunculosis	No	Same		

### HACCP Step 4 - Hazard Analysis Worksheet

1 Tasks (from HACCP Step 3 - Flow Diagram)	2 Potential hazards identified in HACCP Step 2	3 Are any potential hazards probable? (yes/no)	4 Justify evaluation for column 3	5 What control measures can be applied to prevent undesirable results?	6 Is this task a critical control point? (yes/no)
--	---	--	--------------------------------------	---	--

Task 5  Unload fish	<u>Vertebrates</u> Asian Carp, Inland Silversides, White Perch, Other Fish and Amphibian Species not found at Final Destination	Yes	Fish could be mis-identified and amphibians could be accidentally unloaded with fish.	Visually inspect and remove.	Yes
	<u>Invertebrates</u> Spiny Water Fleas, Zebra Mussels, Asiatic Clams, Non-native Crayfish	Yes	Could be unloaded with fish.	Unload fish by net, allow water to drain from net into hauling unit before transferring to stocking site. Then dump water away from area where it will not contaminate area.	
	<u>Plants</u> Eurasian Water Milfoil, Alligator Weed, Parrotfeather, Hydrilla, Purple loosestrife, Salvinia, Water Clover, Water Lettuce, Water Hyacinth	Yes	Could be unloaded with fish.	Visually inspect and remove	
	<u>Others</u> Golden Alga, LMBV, Enteric Redmouth, Furunculosis	Yes	Could be unloaded with fish	Visually inspect and remove sick fish, obtain clean bills of health, and dump water off site.	

Task 6  At hatchery clean and store equipment	<u>Vertebrates</u>	No	Fish have been unloaded		No
	<u>Invertebrates</u>	No	Tank will be sterilized.		
	<u>Plants</u>	No	Could be unloaded with fish.		
	<u>Others</u>	No	Tank will be sterilized		

**HACCP Step 5 – HACCP Plan Form**

HACCP Plan Form								
Critical Control Point (CCP)	Significant Hazard(s)	Limits for each Control Measure	Monitoring				Evaluation & Corrective Action(s) (if needed)	Supporting Documentation (if any)
			What	How	Frequency	Who		
Task 3	Asian Carp, Inland Silversides, White Perch, Other Fish and Amphibian Species not found at Final Destination, Spiny Water Fleas, Zebra Mussels, Asiatic Clams, Non-native Crayfish, Eurasian Water Milfoil, Alligator Weed, Parrotfeather, Hydrilla, Purple loosestrife, Salvinia, Water Clover, Water Lettuce, Water Hyacinth, Golden Alga, LMBV, Enteric Redmouth, Furunculosis	Zero tolerance	Presence	Visual	1	Assistant hatchery manager; vehicle driver	Removal	Complete and submit pre-trip and post- trip reports
Task 5	Asian Carp, Inland Silversides, White Perch, Other Fish and Amphibian Species not found at Final Destination, Spiny Water Fleas, Zebra Mussels, Asiatic Clams, Non-native Crayfish, Eurasian Water Milfoil, Alligator Weed, Parrotfeather, Hydrilla, Purple loosestrife, Salvinia, Water Clover, Water Lettuce, Water Hyacinth, Golden Alga, LMBV, Enteric Redmouth, Furunculosis	Zero tolerance	Presence	Visually	1	Vehicle driver	Removal	Complete and submit pre-trip and post- trip reports
<b>Facility:</b> Byron SFH						<b>Activity:</b> Fish Transport		
<b>Address:</b> RR 1 Box 535 Byron, OK 73722								
<b>Signature:</b>						<b>Date:</b>		
<b>HACCP Plan was followed.</b>								

# Oklahoma Striped Bass HACCP Plan

## HACCP Step 1 – Activity Description

<b>Activity Description</b>	
Facility: Byron State Fish Hatchery	Site: Zink's Dam, Arkansas River, Tulsa, OK
Project Coordinator: Steven Spade	Activity: Collect striped bass broodstock from the Arkansas River to be used at Byron for production of Morone species.
Site Manager: Brent Gordon	
Address: Rt. 1 Box 535 Byron, OK 73722	
Phone: 580 474-2663	

<b>Project Description</b> i.e. Who; What; Where; When; How; Why
<p>The Fisheries Division of the ODWC will collect striped bass broodstock from April 15-May 15 below Zink's Dam on the Arkansas River. An electro-fishing boat will be used to stun fish which will be netted and placed into holding tank in boat. Adult fish will be sampled to select fish that are ready to be spawned. Selected broodstock will be injected with hormone, loaded onto a hauling truck equipped with live transport tanks. Fish are transported to Byron hatchery where fish are netted from truck and placed in prepared holding tanks for spawning purposes. Broodstock are usually collected in three trips where 65-70 adults are transported to the hatchery.</p>

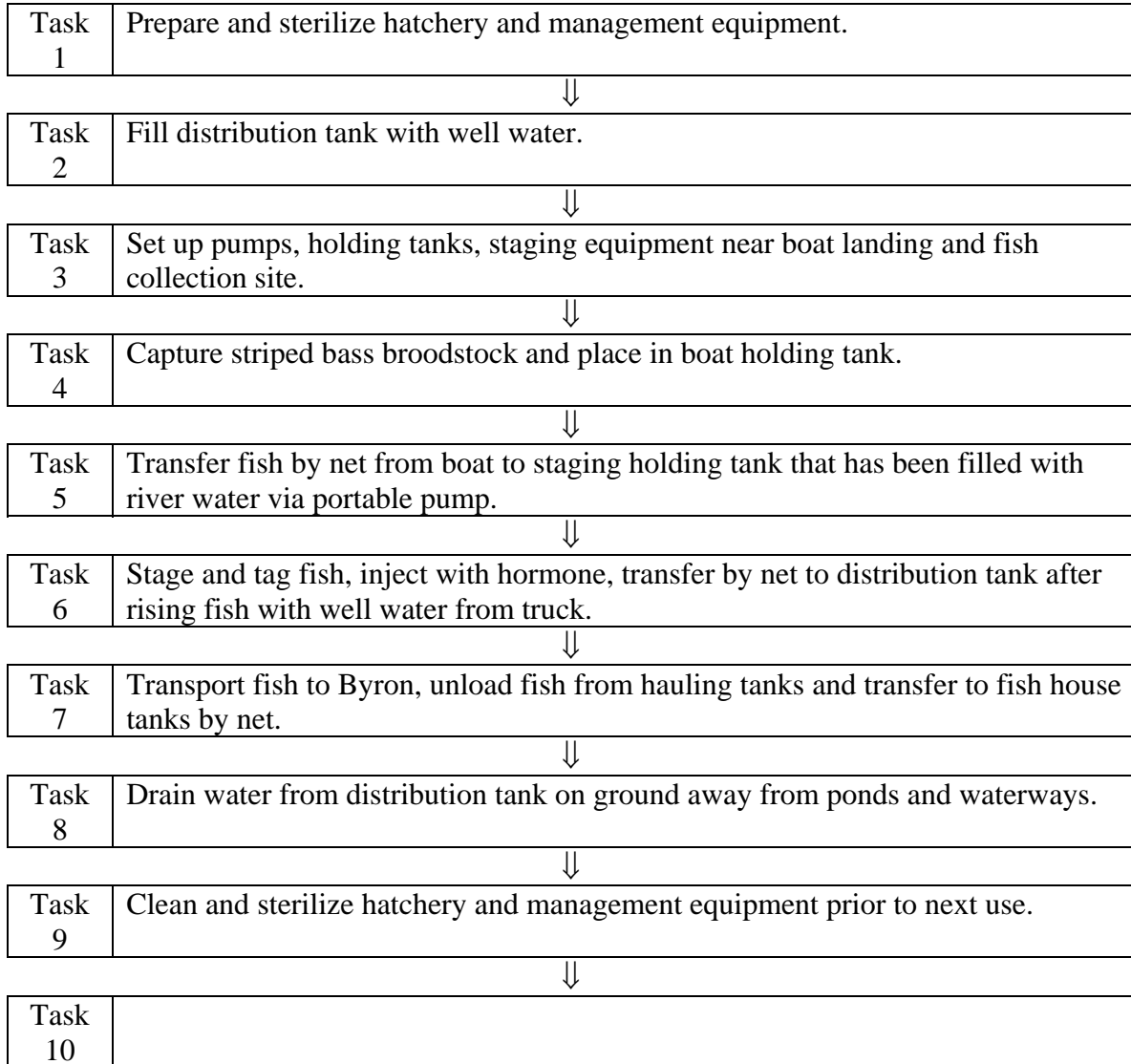
## HACCP Step 2 – Identify Potential Hazards

(to be transferred to column 2 of HACCP Step 4 – Hazard Analysis Worksheet)

<b>Hazards: Species Which May Potentially Be Moved/Introduced</b>
<b>Vertebrates:</b> White Perch, Asian Carp, Hybrid Striped Bass
<b>Invertebrates:</b> Zebra Mussels, Asian Clams
<b>Plants:</b> All Aquatic Plant Material
<b>Other Biologics (e.g. disease, pathogen, parasite):</b> Largemouth Bass Virus
<b>Others (e.g. construction materials, etc.):</b>

### HACCP Step 3 – Flow Diagram

Flow Diagram Outlining Sequential Tasks to Complete Activity/Project  
Described in HACCP Step 1 – Activity Description



### HACCP Step 4 - Hazard Analysis Worksheet

1 Tasks (from HACCP Step 3 - Flow Diagram)	2 Potential hazards identified in HACCP Step 2	3 Are any potential hazards probable? (yes/no)	4 Justify evaluation for column 3	5 What control measures can be applied to prevent undesirable results?	6 Is this task a critical control point? (yes/no)
--	---	---	--------------------------------------	---	--

Task 1  Prepare and sterilize hatchery and management equipment.	<u>Vertebrates</u>	No	No hazard		No
	<u>Invertebrates</u> Zebra Mussels	Yes	Can be within equipment.	Follow set protocol for sterilization procedures.	
	<u>Plants</u> All Aquatic Plant Material	Yes	Can be attached to equipment	Visually inspect and remove.	
	<u>Others</u> Largemouth Bass Virus	Yes		Sterilization protocol.	

Task 2  Fill distribution tank with well water.	<u>Vertebrates</u>	No	No hazard		No
	<u>Invertebrates</u>	No	No hazard		
	<u>Plants</u>	No	No hazard		
	<u>Others</u>	No			

### HACCP Step 4 - Hazard Analysis Worksheet

1 Tasks (from HACCP Step 3 - Flow Diagram)	2 Potential hazards identified in HACCP Step 2	3 Are any potential hazards probable? (yes/no)	4 Justify evaluation for column 3	5 What control measures can be applied to prevent undesirable results?	6 Is this task a critical control point? (yes/no)
--	---	---	--------------------------------------	---	--

<b>Task 3</b>  Set up pumps, holding tanks, staging equipment near boat landing and fish collection site.	<u>Vertebrates</u>	No	No hazard		No
	<u>Invertebrates</u>	No	No hazard		
	<u>Plants</u>	No	No hazard		
	<u>Others</u>	No			

<b>Task 4</b>  Capture striped bass broodstock and place in boat holding tank.	<u>Vertebrates</u> White Perch, Asian Carp, Hybrid Striped Bass	Yes	Captured fish can be misidentified.	Id and remove hazards.	No
	<u>Invertebrates</u> Zebra Mussels, Asian Clams	Yes	Can be in water in net.	Drain water from net prior to placing fish in holding tank.	
	<u>Plants</u> All Aquatic Plant Material	Yes	Can be dipped with fish.	Remove seen plant material.	
	<u>Others</u>	No			

### HACCP Step 4 - Hazard Analysis Worksheet

1 Tasks (from HACCP Step 3 - Flow Diagram)	2 Potential hazards identified in HACCP Step 2	3 Are any potential hazards probable? (yes/no)	4 Justify evaluation for column 3	5 What control measures can be applied to prevent undesirable results?	6 Is this task a critical control point? (yes/no)
--	---	---	--------------------------------------	---	--

<b>Task 5</b>  Transfer fish by net from boat to staging holding tank that has been filled with river water via portable pump.	<u>Vertebrates</u> White Perch, Asian Carp, Hybrid Striped Bass	Yes	Captured fish can be misidentified.	ID fish and remove unwanted fish.	No
	<u>Invertebrates</u> Zebra Mussels, Asian Clams	Yes	Can be in water in net.	Drain water from net prior to transferring fish.	
	<u>Plants</u> All Aquatic Plant Material	Yes	Can be dipped with fish.	Visually inspect and remove.	
	<u>Others</u> Largemouth Bass Virus	Yes		Remove all bass.	

<b>Task 6</b>  Stage and tag fish, inject with hormone, transfer by net to distribution tank after rising fish with well water from truck.	<u>Vertebrates</u> White Perch, Asian Carp, Hybrid Striped Bass	Yes	Captured fish can be misidentified.	Visually ID and remove unwanted fish.	Yes
	<u>Invertebrates</u> Zebra Mussels, Asian Clams	Yes	Can be in water in net.	Drain water from nets before transferring fish.	
	<u>Plants</u> All Aquatic Plant Material	Yes	Can be dipped with fish.	Inspect and remove.	
	<u>Others</u> Largemouth Bass Virus	Yes		Drain water from nets	

### HACCP Step 4 - Hazard Analysis Worksheet

1 Tasks (from HACCP Step 3 - Flow Diagram)	2 Potential hazards identified in HACCP Step 2	3 Are any potential hazards probable? (yes/no)	4 Justify evaluation for column 3	5 What control measures can be applied to prevent undesirable results?	6 Is this task a critical control point? (yes/no)
Task 7  Transport to Byron, unload fish from hauling tanks and transfer to fish house tanks by net.	<u>Vertebrates</u>	No	Hazard has been removed.		Yes
	<u>Invertebrates</u> Zebra Mussels, Asian Clams	Yes	Can be in water in tank or net.	Drain water from net prior to transferring fish.	
	<u>Plants</u> All Aquatic Plant Material	Yes	Can be dipped with fish.	Inspect and remove.	
	<u>Others</u> Largemouth Bass Virus	Yes		Drain water from net.	
Task 8  Drain water from distribution tank on ground away from ponds and waterways.	<u>Vertebrates</u>	No	Hazard has been removed.		Yes
	<u>Invertebrates</u> Zebra Mussels, Asian Clams	Yes	Can be in water in tank.	Drain water away from ponds and waterway.	
	<u>Plants</u>	No	Hazard has been removed..		
	<u>Others</u> Largemouth Bass Virus	Yes		same	

### HACCP Step 4 - Hazard Analysis Worksheet

1 Tasks (from HACCP Step 3 - Flow Diagram)	2 Potential hazards identified in HACCP Step 2	3 Are any potential hazards probable? (yes/no)	4 Justify evaluation for column 3	5 What control measures can be applied to prevent undesirable results?	6 Is this task a critical control point? (yes/no)
Task 9  Clean and sterilize hatchery and management equipment prior to next use.	<u>Vertebrates</u>	No	Hazard has been removed.		No
	<u>Invertebrates</u>	No	Can be in water in equipment.		
	<u>Plants</u>	No	Hazard has been removed..		
	<u>Others</u>	No			
Task 10	<u>Vertebrates</u>				
	<u>Invertebrates</u>				
	<u>Plants</u>				
	<u>Others</u>				

### HACCP Step 5 – HACCP Plan Form

<b>HACCP Plan Form</b>								
<b>Critical Control Point (CCP)</b>	<b>Significant Hazard(s)</b>	<b>Limits for each Control Measure</b>	<b>Monitoring</b>				<b>Evaluation &amp; Corrective Action(s) (if needed)</b>	<b>Supporting Documentation (if any)</b>
			<b>What</b>	<b>How</b>	<b>Frequency</b>	<b>Who</b>		
Task 6	White Perch, Asian Carp, Hybrid Striped Bass, Zebra Mussels, Asian Clams, All Aquatic Plant Material, Largemouth Bass Virus	Zero Tolerance	Fish and water	Visually inspect with eye and microscope.	Once during task and sample hatchery bass biannually for LMBV	Staff	Follow established protocol.	
Task 7	Zebra Mussels, Asian Clams, All Aquatic Plant Material, Largemouth Bass Virus	Zero Tolerance	Fish and water	Visually inspect with eye and microscope.	Once during task and sample hatchery bass biannually for LMBV	Staff	Follow established protocol.	
Task 8	Zebra Mussels, Asian Clams, Largemouth Bass Virus	Zero Tolerance	Fish and water	Visually inspect with eye and microscope.	Once during task and sample hatchery bass biannually for LMBV	Staff	Follow established protocol.	
<b>Facility:</b> Byron State Fish Hatchery						<b>Activity:</b> Collect striped bass broodstock from the Arkansas River to be used at Byron for production of Morone species.		
<b>Address:</b> Rt. 1 Box 535 Byron, OK 73722								
<b>Signature:</b>						<b>Date:</b>		
<b>HACCP Plan was followed.</b>								

